

BE > THINK > INNOVATE >



▶ Selection guide

## HOME PERFORMANCE

### Selection guide

The Grundfos HOME PERFORMANCE range is characterised by its' durability and flexibility. Each variant are specially suited to different application. This is a quick and easy tool to show you which HOME PERFORMANCE product is ideal for your needs. Just follow the charts and instructions on the following pages and you will be sure to get a perfect fit.

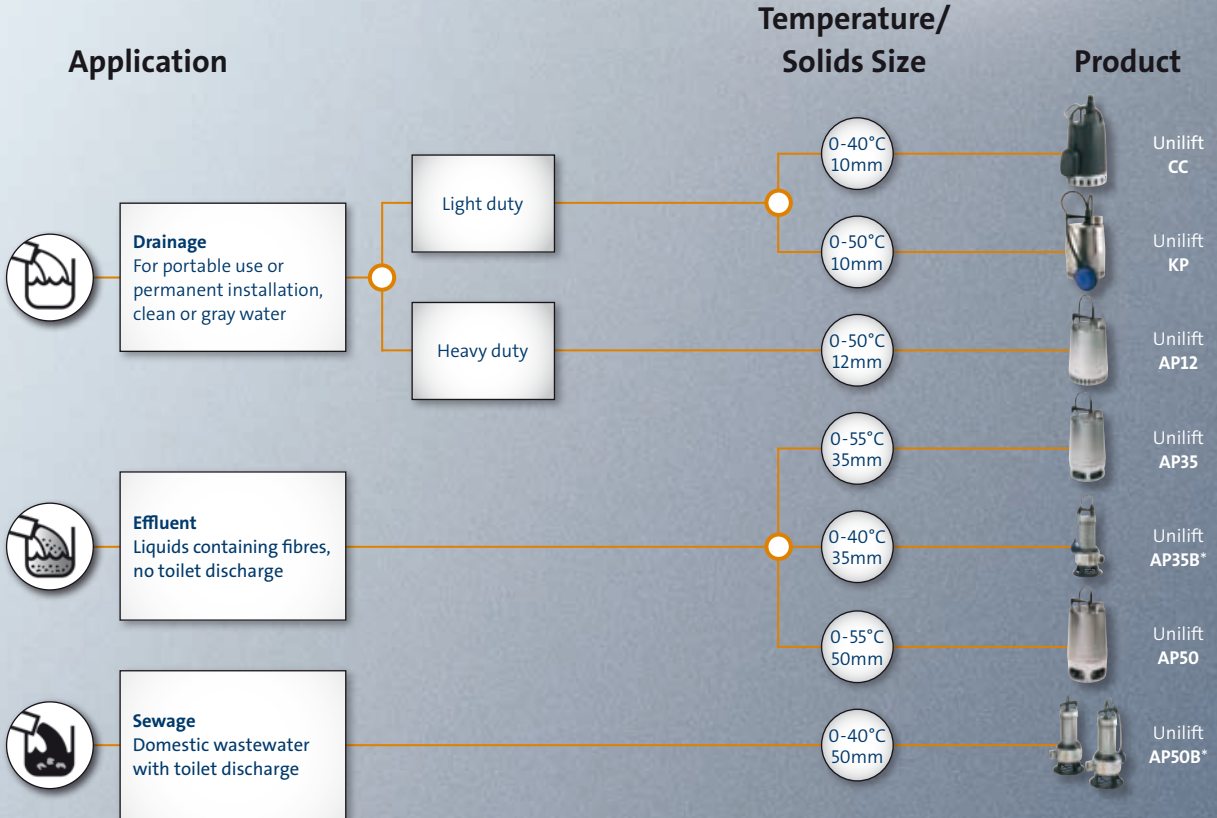
For more in-depth information, please visit [www.homeperformance.grundfos.com](http://www.homeperformance.grundfos.com) or call 01525 775402

Unilift .....	4-5
Multilift .....	6-7
Sololift+ .....	8-9
Water Supply .....	10-11



# Unilift

The Unilift range comprises flexible submersible drainage pumps for a wide variety of jobs.



\*Must be completely submerged

# Multilift

The Multilift lets you get away with it all. It is designed for removal of larger volumes of wastewater and sewage from below sewer level.

## Application



Only for one-family housing and non-critical installations.



Two and multiple-family housing, smaller commercial buildings, offices, schools, smaller hotels etc.



Commercial buildings, public areas, offices, schools, hotels etc.



Multiple-family housing, hotels and restaurants, hospitals, schools and other governmental buildings together with industry.

## Product



Multilift  
M



Multilift  
MD



MULTILIFT  
MLD

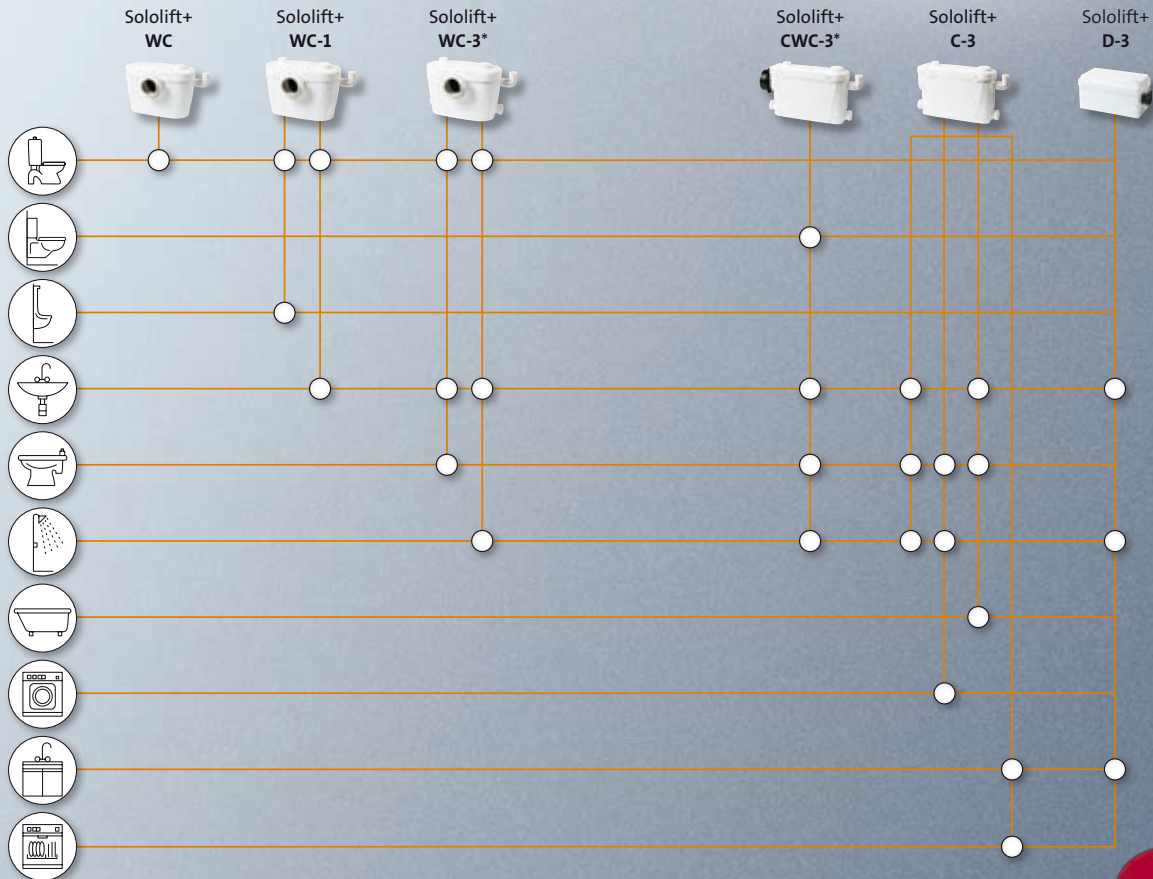


Multilift  
MD1/MDV



# Sololift+

The Sololift+ range has a wide selection of lifting stations for reliable handling of wastewater for any combination of WC, bidet, sink, shower and washing machine.

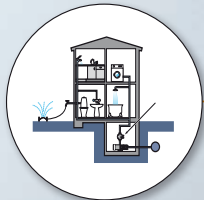


\*Can handle one toilet and 3 additional inlets

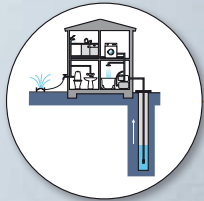
# Water supply

Domestic water supply pumps for private waterworks, pressure boosting, irrigation and groundwater lowering.

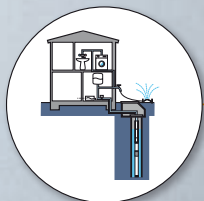
## Application



**Pressure Boosting**  
(from break tank)



**Suction Lift**  
(From shallow well/tank)



**Submersible**  
(in tank, well or borehole)

## Demand

Compact  
installation

Pressure  
tank

Constant  
pressure

**MQ**  
Home Booster (break tank  
incorporated)

**CH Booster**

**MQ**

**JP Booster**

**SQ + Press control**  
**SPO + Press control**

**SQE Constant Pressure  
package**



BE > THINK > INNOVATE >

Be responsible  
Think ahead  
Innovate

[www.grundfos.co.uk](http://www.grundfos.co.uk)  
01525 775402

**GRUNDFOS** 